







9.5

<http://tiny.cc/9seriesEN>

NEW


 TIPPING LOAD 2600 kg	 ENGINE POWER 50 hp	 SPEED 25 km/h	 FLOW RATE 85 l/min	 LIFT HEIGHT 3,21 m
--	--	---	--	--

Model	9.5
Engine	Yanmar 4TNV88
Power (Iso Gross)	50 HP
Fuel	Diesel
Transmission	Hydrostatic
Drive speed (max.) - 2 speed	12-25 km/h (7,5-15.5 mph)
Aux. hydraulics oil flow	85 l/min (22.5 gal/min)
Max. lifting height	3,21 m (126.4 in)
Tipping load, max ⁽¹⁾	2600 kg (5732 lbs)
Lifting capacity straight ⁽²⁾	2080 kg (4585 lbs)
Lifting capacity fully articulated ⁽³⁾	1600 kg (3527 lbs)
Breakout force / 50 cm	2200 kg (4850 lbs)
Pushing force (c)	1750 kgf (1750 kp)
Specific ground pressure (w/standard tires)	843 kg/m ² (172 lbs/sqft)
Turning radius: inside/outside	1030/2550 mm (40.5/100.4 in)
Standard tires (Tractor profile)	31X15.50-15 (400/50-15)
Weight	2025 kg (4464 lbs)
Product Code	C965000
Price	

Features

- 4WD hydrostatic Direct Drive motors
- DBS (Dynamic Block System)
- Torque divider
- Self-levelling double-H telescopic boom
- 11-functions joystick
- Multi-disk parking brake
- Radial Piston Wheel Motor
- 2 Speed
- Hydraulic oil cooler
- Hydraulic multiconnector
- ROPS-FOPS Level I
- LCD graphic display with programmed service (tachometer, hour meter, fuel gauge, maintenance light, light indicator and other 14 indicators)
- 2 front working light
- Ergonomic full adjustable suspension seat with armrests and safety belt.

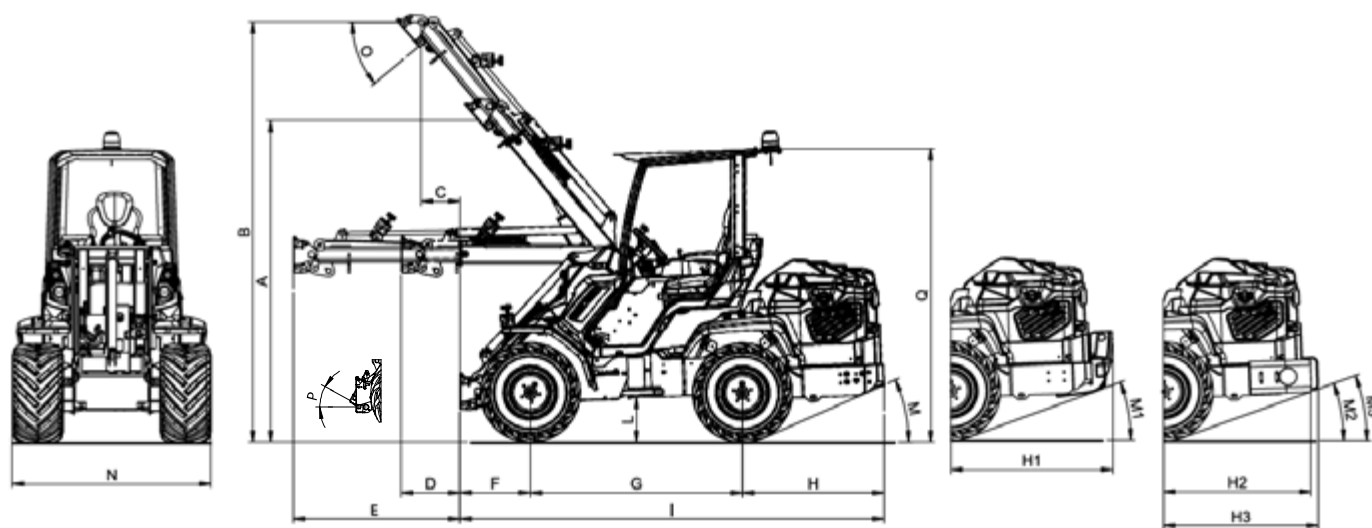
Tires size	Width (N)	Height (Q)
31X15.50-15	1500 mm (59 in)	2150 mm (84.6 in)
29X12.50-15	1420 mm (55.9 in)	2100 mm (82.7 in)

⁽¹⁾ Maximum load that can be lifted just off the ground when the machine is straight, with backweights and boom not extended. Weight of attachment included.

⁽²⁾ Machine straight, with backweights and boom not extended. Weight of attachment is included. (80% of tipping load).

⁽³⁾ Machine fully articulated, with backweights and boom not extended. Weight of attachment is included.

9.5 FEATURES AND OPTIONS



DIMENSIONS (mm / in)

A - Pivot point height (not extended boom)	2530/99.6	I - Machine length (without backweights)	3200/126
B - Pivot point height (extended boom)	3210/126.4	L - Ground clearance	340/13.4
C - Outreach with lifted boom (extended boom)	460/18	M - Angle of departure (without backweights)	24°
D - Outreach with horizontal boom (not extended)	460/18	M1 - Angle of departure (with 440 kg backweights)	19°
E - Outreach with horizontal boom (extended)	1256/49.5	M2 - Angle of departure (with 184 kg backweights - side)	19°
F - Front length	530/20.8	M3 - Angle of departure (with 184 kg backweights - rear)	19°
G - Wheelbase	1600/63	N - Max width (with standard tires)	1500/59
H - Rear length (without backweights)	1070/42	O - Dump angle	31°
H1 - Rear length (with 440 kg backweights)	1225/48.2	P - Rollback angle	29°
H2 - Rear length (with 184 kg backweights - side)	1115/43.9	Q - Height (with standard tires)	2150/84.6
H3 - Rear length (with 184 kg backweights - rear)	1170/46	Q1 - Height with A/C (with standard tires)	2350/92.5

9.5 FEATURES AND OPTIONS

Options	Code	Price
Floating boom valve	C883011	
Luxury cabin (glass)	C883001	
Heating system	C883002	
Plexiglass windscreen (smart cabin)	C883000	
Plexiglass right side (smart cabin)	C883034	
Plexiglass back window (smart cabin)	C883035	
Led Road lights "Hella"	C883010	
3 additional working led light "Hella"	C883018	
Automatic locking plate	C883008	
Attachment coupling plate for rear mounting	C880031	
Multiconnector to quick coupling 3 lines adapter	C880221	
Trailer coupling	C885017	
Additional backweights (184 kg / 406 lbs)	C880054	
Additional backweights (440 kg / 970 lbs)	C885025	
Back up alarm	C883021	
"Luxury" heated seat	C883006	
220 V engine block heater	C885250	
110 V engine block heater	C885255	
Left protection bar for operator	C883020	
Rear 12V electric socket	C883023	
Air conditioning	C883900	
Rear hydraulic outlets - single	C883015	
Rear hydraulic outlets - double	C883016	
Additional front hydraulic outlets	C883026	
Wheel spacer 10 mm (0.2 in) (max. 1 pcs for wheel)	C880090	
Wheel spacer 55 mm (2.2 in), set of 4	C885010	
Biodegradable oil	C883032	
Snow chains for wheel	see page 58	
Driver area cover	C880049	

9.5 FEATURES AND OPTIONS

Options	Code	Price
Beacon light	C883039	
Tractor tires 26x12.00-12 ET-50, set of 4	C884009	
Garden tires 26x12.00-12 ET-50, set of 4	C884010	
Skid tires 27x8.50-15, set of 4	C884011	
Skid tires 27x10.50-15, set of 4	C884012	
Garden tires 400/50-15, set of 4	C884013	
Rear bumper	C883037	